


CAFU

Chains for Mining, Power & Cement Industries



CAFU



**Supplier of Round Steel link Chains,
Mechanical Chains, Chain Shackle,
Sprocket for Mining, Cement Industry,
Power Generation, etc.**

Our products include:

- Mining chain, sprocket, connecting link, scraper series
- High-strength lifting chain, complete set of sling
- Power plant slag scavenger chain, sprocket, connecting link series
- Link chain, sprocket, chain shackle, hopper series for bucket elevator in cement plants and chemical plants
- Sprocket series products (casting and forged)
- Stainless steel chain, sprocket, chain shackle series

**Choose CAFU to stay ahead of the competition
in your industry.**

Mining Chain, Scraper, Connecting Link Series

● Mining Round Steel Chains



◆ Size & Mechanical Properties

Spec. d×p (mm)	Diameter d (mm)	Pitch p (mm)	Min. a (mm)	Max. b (mm)	Mass (kg/m≈)	Radius r (mm)	Proof force (kN)	Breaking force (kN)	Max. elongation at proof force %	Max. elongation at breaking force %	Quality grade	Custom chain end length	
												No. of links	Length
10×40	10±0.4	40±0.5	12	34	2	15	85	≥110	1.4	12	B	n	n×p
							100	≥130	1.6	12	C	n	n×p
14×50	14±0.4	50±0.5	17	48	4	22	150	≥190	1.4	12	B	n	n×p
							200	≥250	1.6	12	C	n	n×p
18×64	18±0.5	64±0.6	21	60	6.6	28	260	≥320	1.4	12	B	n	n×p
							330	≥410	1.6	12	C	n	n×p
22×86	22±0.7	86±0.9	26	74	9.5	34	380	≥480	1.4	12	B	n	n×p
							490	≥610	1.6	12	C	n	n×p
26×92	26±0.8	92±0.9	30	86	13.7	40	540	≥670	1.4	12	B	n	n×p
							680	≥850	1.6	12	C	n	n×p
30×108	30±0.9	108±1	34	98	18	46	710	≥890	1.4	12	B	n	n×p
							900	≥1130	1.6	12	C	n	n×p
34×126	34±1	126±1.2	38	109	22.7	52	900	≥1140	1.4	12	B	n	n×p
							1160	≥1450	1.6	12	C	n	n×p
38×137	38±1.1	137±1.4	42	121	29	58	1130	≥1420	1.4	12	B	n	n×p
							1450	≥1810	1.6	12	C	n	n×p
42×146	42±1.3	146±1.5	46	133	37	64	1390	≥1740	1.4	12	B	n	n×p
							1770	≥2220	1.6	12	C	n	n×p

● Open-ended Connecting Link

-It is applicable to the connecting link used in the side double scraper conveyor and transfer conveyor under the coal mine, which is connected with the mining high-strength circular chain and scraper.



◆ Size & Mechanical Properties (MT/T71-1997)

Spec.	p (mm)	b (mm)	Proof force for B grade (kN)	Breaking force for C grade (kN)
Ø10×40	40±0.3	12±0.5	80	90
			100	120
Ø14×50	50±0.5	16±0.5	136	170
			180	225
Ø18×64	64±0.6	20±0.5	232	290
			300	370
Ø22×86	86±1	23±1	-	-
			415	550
Ø26×92	92±1	27±1	-	-
			575	765
Ø30×108	108±1	31±1	-	-
			706	990

● Arc Tooth Connecting Link

-Curved tooth chain links are used to connect vertical or horizontal mining chains, but can also be used on scraper conveyors and coal planers.

-The choice of special materials and the small tolerances ensure that the curved tooth coupling rings are not only easy to install, but also have a better performance than the DIN chain Link.



◆ Size & Mechanical Properties

Spec.	Max. d (mm)	Max. t (mm)	Proof force (kN)	Breaking force (kN)	Workload force (kN)	Mass (kg)
22×86	22±0.7	86±0.9	455	645	380	1.35
26×92	26±0.8	92±0.9	637	900	531	1.92
30×108	30±0.9	108±1.1	848	1200	707	2.98
34×126	34±1.0	126±1.3	1090	1540	907	4.15
38×137	38±1.1	137±1.4	1360	1926	1130	5.71
42×146	42±1.1	146±1.5	1660	2210	1990	7.2

Mining Chain, Scraper, Connecting Link Series

● Serrated Connecting Link

- This product is suitable for connecting links between mining round chains, which can be installed both horizontally and vertically.
- It conforms to NT/T99-1997 standard, with precise tooth shape and easy disassembling and assembling.



◆ Size & Mechanical Properties

Spec.	P (mm)	Proof force (kN)	Breaking force (kN)	Tensile load (kN)	Mass (kg)
18×64	64±0.6	330	≥370	330-340	0.73
22×86	86±0.9	490	≥550	490-510	1.50
24×86	86±0.9	580	≥650	580-600	1.52
26×92	92±0.9	640	≥770	640-700	1.92
30×108	108±1.1	850	≥1020	850-900	3.10
34×126	126±1.3	1080	≥1300	1080-1200	4.50
38×137	137±1.4	1360	≥1630	1360-1500	5.65
48×152	152±1.5	1660	≥2000	1660-1800	7.50

◆ Installation Example



Mining Chain, Scraper, Connecting Link Series

●Chain Scraper



-Suitable for scraper for side double chain scraper conveyor and double chain scraper transfer machine.

◆Size & Mechanical Properties (MT/T72-1998)

Chain nominal size and pitch	Nominal center distance of chain (mm)	Total length of scraper B		Center distance of holes C		Hole diameter D		Scraper height F
		Max.	Min.	Max.	Min.	Max.	Min.	
14×50	310	247	244	211	209	17.5	17	52
	400	337	334	301	299			
	500	452	448	398.5	397.5			
18×64	400	342	338	290.5	289.5	22	21	65
	500	442	428	389	387			
	600	542	538	490.5	489.5			
	650	592	588	540.5	539.5			
	700	642	638	590.5	589.5			
22×86	450	362	358	300.5	299.5	22	25	81
	500	412	408	350.5	349.5			
	600	512	508	450.5	449.5			
	650	562	558	500.5	499.5			
	700	612	608	550.5	549.5			
	750	662	658	600.5	599.5			

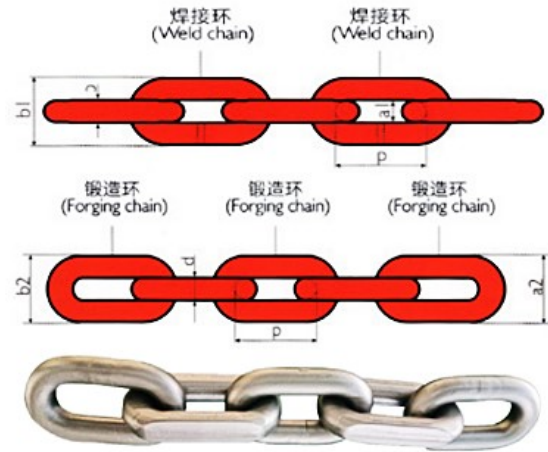

Mining Chain, Scraper, Connecting Link Series

- Mining Chain, Sprocket, Scraper, Open Type Connecting Link, Flat Connecting Link Series



Mining Chain, Scraper, Connecting Link Series

● Mining High Strength Compact Chain



◆ Size & Mechanical Properties

Spec. d×p (mm)	Diameter d (mm)	Pitch p (mm)	Width Max. c (mm)	Inner width Max. a (mm)	Max. b1 (mm)	Max. b2 (mm)	Mass (kg/m≈)	Radius r (mm)	Proof force (kN)	Breaking force (kN)	Max. elongation at proof force %	Max. elongation at breaking force %	Quality grade
22×86	22±0.7	86±0.9	26	26	77	60	8.9	-	490	610	-	-	C
									610	760	-	-	D
26×92	26±0.8	92±0.9	27	30	86	74	13.7	40	680	850	1.6	12	C
									850	1060	1.9	12	D
30×108	30±0.9	108±1	33	34	98	86	18	46	900	1130	1.6	12	C
									1130	1410	1.9	12	D
34×126	34±1	126±1.2	37	38	109	97	22.7	52	1160	1450	1.6	12	C
									1450	1810	1.9	12	D
38×126	34±1.1	126±1.4	42	42	121	110	29.4	58	1450	1810	1.6	12	C
									1810	2270	1.9	12	D
38×137	38±1.1	137±1.4	42	42	121	110	28.5	58	1450	1810	1.6	12	C
									1810	2270	1.9	12	D
38×146	38±1.1	146±1.5	42	42	121	110	28.4	58	1450	1810	1.6	12	C
									1810	2270	1.9	12	D
42×146	42±1.3	146±1.5	46	46	135	115	37	64	1770	2220	1.6	12	C
									2220	2270	1.9	12	D
42×152	42±1.3	152±1.5	46	46	135	127	35	64	1770	2220	1.6	12	C
									2220	2760	1.9	12	D
48×152	42±1.4	152±1.5	56	F=62 V=53	162	127	46.8	79	2300	2890	1.6	12	C
									2900	3610	1.9	12	D


Mining Chain, Scraper, Connecting Link Series

● Dwarf Groove V-Lock Chain Link

-Dwarf groove V-Lock chain link can be used to connect round steel link and Compact Chain as well as F-class chain.

-They have very high tensile properties and fatigue life due to the use of high-alloyed raw materials enriched with Cr, Ni and Mo elements and multiple heat treatment processes in the manufacturing process.

-These links can only be used vertically and their dimensions are in accordance with DIN 22258 Part 3.



◆ Size & Mechanical Properties

Spec. d×p (mm)	Code	Max. L (mm)	Max. T (mm)	Min. V (mm)	Max. W (mm)	Mass (kg≈)	Proof force (kN)	Breaking force (Min. kN)	Fatigue life test cycle Min.	Elastic pin code
26×92	C2910F	213	28	28	64	2.5	690	960	100000	XV0503
30×108	C2021	241	32	32	79	3.3	920	1270	100000	XV0503
34×126	C2927F	292	36	36	87	4.7	1360	1700	100000	XV0503
38×137	C2937F	302	40	40	98	5.9	1520	1900	100000	XV0503
42×146	C2931F	330	44	44	107	7.5	1840	2300	100000	XV0503
48×152	C2992F	331	56	53	115	9.15	2170	2900	100000	XV0503

● Mining Flat Type Chain Link(Block Chain Link)


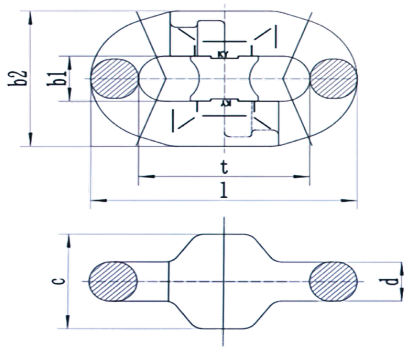
-Mining flat type chain link can only be used for horizontal installation to match with the sprocket, and it can be fully used with D grade chain. It is specially designed for connecting round chain and compact chain, with good matching structure, easy to disassemble and assemble, the external dimensions are in accordance with DIN 22258 Part2 standard, and its mechanical properties are much higher than DIN 22258 Part2 standard.

-High quality alloy steel is chosen as the raw material for anti-corrosion and wear-resistant in the production process, and the heat treatment is carried out in 'controlled atmosphere multi-purpose furnace' to prevent deformation and oxidative decarburisation of the chain links in the heat treatment process, so that they have very high mechanical properties and fatigue life.



Mining Chain, Scraper, Connecting Link Series

● Mining Flat Type Chain Link(Block Chain Link)



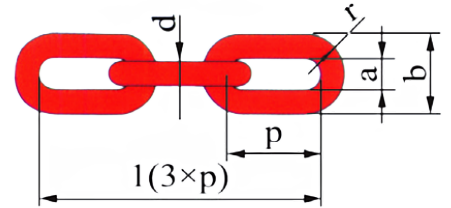
◆ Size & Mechanical Properties

Spec. d×p (mm)	Code	tq±0.5 (mm)	Max. l (mm)	Max. c (mm)	Min. b1 (mm)	Max. b2 (mm)	Mass (kg≈)	Proof force (kN)	Breaking force (Min. kN)	Fatigue life test cycle
22×86	K22P	86	131	55	28	85	1.9	525	755	1000000
26×92	K26P	92	146	66	30	95	2.5	735	1060	1000000
30×108	K30P	108	169	74	34	110	3.9	990	1410	1000000
34×126	K34P	126	195	86	36	121	5.9	1250	1800	1000000
38×126	K38P126	126	204	94	43	135	7.0	1560	2250	1000000
38×137	K28P	137	214	94	43	135	8.0	1560	2250	1000000
38×146	K28P146	146	225	94	43	135	9.0	1560	2250	1000000
42×146	K42P	146	231	104	46	148	11	1930	2720	1000000
48×152	K48P	152	249	120	54	169	13.8	2450	3550	1000000

Mining Chain, Scraper, Connecting Link Series

● Mine Car Three Link Chain/Five Link Chain

- Application: Mine car connection
- Material: High quality alloy steel
- Manufacturing standard: ISO, DIN, BS, CB, MT and other standards.
- Strength grade: C grade, B grade
- Safety Guarantee: Verification load is 2 times the working load.



◆ Size & Mechanical Properties

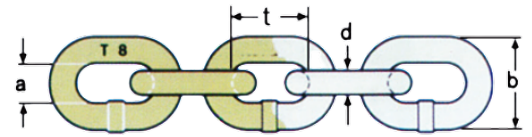
Spec. d×p (mm)	Width Min. a (mm)	width Max. b (mm)	Mass (kg/set≈)	Radius r (mm)	Proof force (kN)	Breaking force (kN)	Max. elongation at proof force %	Min. elongation at breaking force %
22×105	40	87	2.9	41	70	370	2	15
26×118	46	102	4.6	48	100	520	2	15
28×120	48	108	6.7	51	110	610	2	15
30×120	48	112	7.8	53	120	670	2	15
30×130	55	119	6.9	56.5	120	670	2	15
32×140	58	126	9.9	60	140	790	2	15
34×147	64	136	10.1	65	160	890	2	15
38×145	80	160	13.65	77	200	1110	2	15



High Strength Lifting Chains, Complete Set of Sling

● High Strength Lifting Chains and Complete Set of Sling

- T8 grade high strength chain, breaking strength $\geq 800\text{Mpa}$.
- Chain parameters in the table are in accordance with GB5802-86 standard chain for lifting short links.
- The chain is made of alloy steel and heat-treated.



◆ Size & Mechanical Properties

Spec. d×t (mm)	Width Min. a (mm)	width Max. b (mm)	Mass (kg/m≈)	Proof force (kN)	Breaking force (kN)	Ultimate working load
4x12	5.5	14	0.4	12.5	20	5
5x15	6.5	17	0.6	19.6	31.4	7.8
6x18	7.5	21	0.8	27	45.2	11
7x21	9	24.5	1.07	37	61.6	15
8x24	10	28	1.4	48	80.4	20
9x27	11	30	2	63.5	101.7	25.4
10x30	12.5	35	2.2	76	125	32
11x43	12.6	36.5	2.33	92	154	38
12x36	15	42	3.2	109	181	46
12.5x38	15.5	42.2	3.3	117	196	49
13x36	16.3	44	4.1	128	212	50
13x39	16.3	46	3.84	128	212	50
14x42	18	49	4.2	150	246	63
14x50	17	48	4	150	246	63
16x48	20	56	5.71	192	320	80
16x50	20	56	5.6	192	320	80
16x64	20	56	5.2	192	320	80
18x54	23	63	7	246	410	100
18x64	21	58	6.6	246	410	100
19x57	23.7	63.2	7.7	270	450	113
20x60	25	70	9	300	500	125
22x66	28	77	10.8	366	610	153
22x86	26	74	9.5	366	610	153
24x72	32	82	12.8	432	720	180
24x86	28	79	11.6	432	720	180
25x75	33	85	14	408	784	196
25x86	30	83	13.5	408	784	196
26x78	35	91	15	510	850	213
26x92	30	86	13.7	510	850	213
28x84	37	95	18	580	984	246
30x90	38	105	19.6	678	1130	283
30x108	34	98	18	678	1130	283
32x96	40	106	22.6	772	1286	322
34x102	46.5	121.5	25.5	870	1450	363
34x126	38	109	22.7	870	1450	363
35x105	45	118	30.5	883	1530	384
36x108	49.5	128.5	31	978	1630	407
38x114	52	132	32	1086	1810	453
38x137	45	123	29	1086	1810	453
42x126	55.5	144.5	38.6	1332	2200	554
48x144	64	162	50	1807	2890	723
50x150	65	185	55.93	1884	3140	800
52x156	67.6	192.4	59	1880	3400	850
56x168	72.8	207.2	72.5	2360	3939	1000

High Strength Lifting Chains, Complete Set of Sling

● Complete Set of High Strength Sling 1



01



02



03



04



05



06



07



08



09



10



11



12



13



14



15



16



17

High Strength Lifting Chains, Complete Set of Sling

● Complete Set of High Strength Sling 2



01



02



03



04



05



06



07



08



09



10



11



12



13



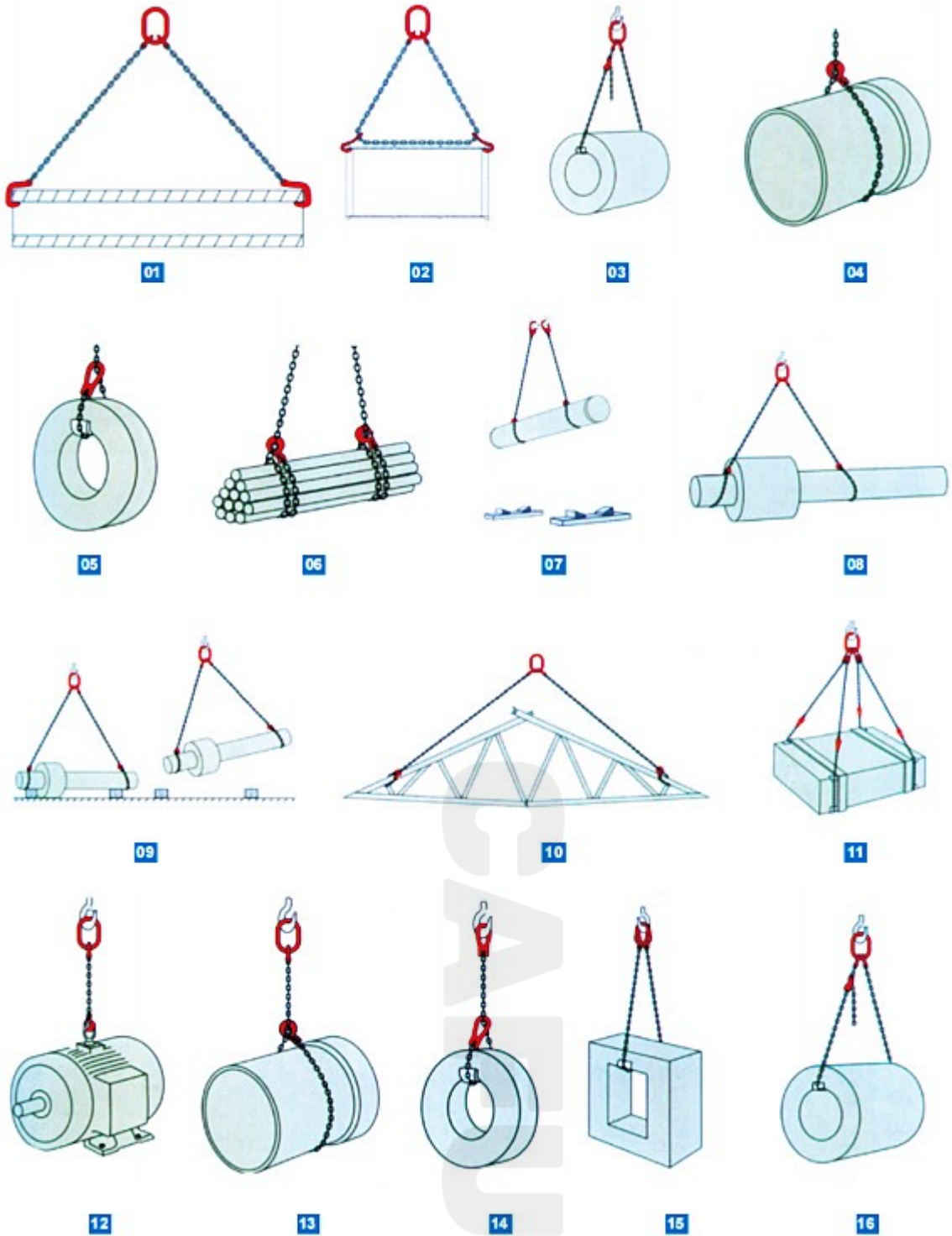
14



15


High Strength Lifting Chains, Complete Set of Sling

●Steel Chain Sling Simulation Application Example 1



High Strength Lifting Chains, Complete Set of Sling

●Steel Chain Sling Simulation Application Example 2



Power Plant Slag-Dredger Steel Chain Series

● Power Plant Slag-Dredger Wear Resistant Steel Chains



Spec. d×p (mm)	Inner Width Min. a (mm)	Outer width Max. b (mm)	Mass (kg/m≈)	Proof force (kN)	Breaking force (kN)
14×50	17	48	4	100	190
16×64	22	58	5	130	250
18×64	21	60	6.6	160	320
19×64.5	22	63	7.6	180	350
22×80	31	83	10	250	470
22×86	26	74	9.5	250	470
25×95	38	88	13.2	300	580
26×91	35	94	14.3	350	660
26×92	30	86	13.7	350	660
26×100	31	87	13.3	350	660
30×108	34	98	18.0	460	890
30×120	36	102	17.6	460	890
34×126	38	109	22.7	590	1140
34×136	39	113	23.8	590	1140
38×137	42	121	29.0	740	1420
38×144	44	127	30.0	740	1420

● Carburised Super Wear Resistant Chain

-ST grade is divided into two types, ST40 and ST80. According to the depth of the effective carburisation layer, it is further divided into three grades: K4, K6 and K8.

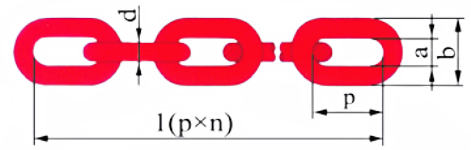
Spec. d×p (mm)	Inner Width Min. a (mm)	Outer width Max. b (mm)	Mass (kg/m≈)	ST40 Breaking force (kN)			ST80 Breaking force (kN)			Depth of carburised layer (mm)			Effective carburized layer depth ≥ 550HV (mm)			Min. elongation at breaking force %
				K4	K6	K8	K4	K6	K8	K4	K6	K8	K4	K6	K8	
14×50	17	48	4	80	70	60	120	110	100	1.1	1.4	1.9	0.5	0.8	1.1	2
16×64	22	58	5	100	95	80	160	150	140	1.2	1.6	2.2	0.6	0.9	1.2	
18×64	21	60	6.6	130	120	100	210	200	170	1.4	1.8	2.5	0.7	1	1.4	
19×64.5	22	63	7.6	150	135	110	230	220	190	1.2	1.9	2.6	0.7	1.1	1.5	
22×80	31	83	10	200	175	150	310	300	260	1.7	2.2	3.0	0.8	1.3	1.7	
22×86	26	74	9.5	200	175	150	310	300	260	1.7	2.2	3.0	0.8	1.3	1.7	
26×91	35	94	14.3				440	420	370	2.0	2.6	3.6	1.0	1.5	2.0	
26×92	30	86	13.7				440	420	370	2.0	2.6	3.6	1.0	1.5	2.0	
26×100	31	87	13.3				440	420	370	2.0	2.6	3.6	1.0	1.5	2.0	
30×108	34	98	18.0				590	560	490	2.4	3.0	4.2	1.2	1.8	2.4	
30×120	36	102	17.6				590	560	490	2.4	3.0	4.2	1.2	1.8	2.4	
34×126	38	109	22.7				760	710	630	2.7	3.4	4.7	1.3	2.0	2.7	
34×136	39	113	23.8				760	710	630	2.7	3.4	4.7	1.3	2.0	2.7	
38×137	42	121	29.0				950	900	790	3.0	3.8	5.3	1.5	2.2	3.0	
38×144	44	127	30.0				950	900	790	3.0	3.8	5.3	1.5	2.2	3.0	

-The surface hardness is up to 800HV.

● Carburised Round Link Chain

-Carburised round link chain for bucket elevator is suitable for cement and chemical industry.

-They are widely used in industrial bucket elevators and other bulk material handling machinery.



Spec. d×p (mm)	Width Min. a (mm)	width Max. b (mm)	Mass (kg/m≈)	Min. Breaking force (kN)
13×45	18	47	4.2	167
14×45	18	48	4.4	190
14×50	17	48	4	190
16×56	22	58	5.2	250
16×64	20	55	5.3	250
18×50	21	60	6.9	320
18×63	24	65	6.83	320
18×64	21	60	6.6	320
18×66	28	67	6.7	320
18×80	28	67	6.25	320
18×82	21	60	6	320
20×55	25	69	9.1	390
20×70	27	72	8.2	390
22×64	29	75	10.6	480
22×70	27	72.5	10.57	480
22×76	26	74	10.3	480
22×80	31	83	10	480
22×86	26	74	9.5	480
24×75	32	82	12.5	570
24×85.3	30	82	11.7	570
26×81	46	101	15.2	670
26×91	35	94	14.3	670
26×92	30	86	13.7	670
30×105	39	108	18.7	890
30×108	34	98	18	890
34×126	38	109	22.7	1140
34×136	39	113	23.8	1140
36×126	47	130	26.7	1280
42×147	55	151	35.6	1750



● Chain Shackle



◆ Main Specification Size

Spec. d×p (mm)	d (mm)	Pitch p (mm)	Outer width (mm)	Center distance L (mm)	Thread length (mm)	Total length h (mm)
14*50	14±0.4	50±0.8	78	35±0.5	22	90±1
18*50	18±0.4	50±1.25	86	45±0.5	25	89±1
18*64	18±0.4	64±0.6	100	64±0.6	27	89±1
18*64/40	18±0.5	64	100	40±1	27	89±1
20*70	20±0.5	70±0.5	116	70±0.5	45	125
20*64	20±0.5	64±0.6	104	64±0.6	22	91±1
22*70	22±0.5	70±0.6	114	70±0.6	40	113±1
22*76	22±0.5	76±0.6	120	70±0.5	41	119±1
22*86	22±0.5	86±0.9	130	86±0.9	33	105
26*92	26±0.8	92±1.0	144	92±1.0	47	146

★ In addition to the above common models, we can also customize other sizes of Chain shackles according to Chain shackles DIN 745/5699.

Round Steel Chain, Sprockets, Chain Shackle for Cement Plants

●NE-plate Mechanical Chains

-NE type plate mechanical chains include:

NE15, NE30, NE100, NE150, NE200, NE400, NE500, NE600, NE800 and other models.



◆Main Specification Size

Code	Pitch p (mm)	Roller O.D. (mm)	Shaft pin diameter (mm)	Shaft pin length (mm)	Inner width (mm)	Chain plate thickness (mm)	Chain plate width (mm)	Breaking force (T)
NE15	101.6	26.5	11.5	70	27	6	35	10
NE30	152.4	36	15.5	90	36.5	8	50	24
NE50	152.24	36	15.5	90	36.5	8	50	24
NE100	200	44.5	19.1	120	51.8	10	60	38
NE150	200	44.5	19.1	120	51.8	10	50	38
NE150 PLUS	200	48.5	22.2	126	57.6	10	75	55
NE200	250	63.5	31.75	146	67.4	12	90	75
NE300 PLUS	250	70	35	170	75	16	100	100
NE400	300	70	35	170	75	16	100	100
NE500	300	75	38.5	177.5	82.5	16	115	120

●FU Type Mechanical Chains

◆Technical parameters



Code	Pitch p (mm)	Roller O.D. (mm)	Shaft pin diameter (mm)	Shaft pin length (mm)	Inner width (mm)	Chain plate thickness (mm)	Chain plate width (mm)	Breaking force (T)
FU150	101.6	26.5	11.5	70	27	6	35	10
FU200	152.4	36	15.5	90	36.5	8	50	23
FU270	152.24	36	15.5	90	36.5	8	50	24
FU350	200	44.5	19.1	120	51.8	10	60	38
FU410	200	44.5	19.1	120	51.8	10	60	38
FU410 PLUS	200	48.5	22.2	126	57.6	10	75	55
FU500	300	63.5	31.75	146	67.4	12	90	75
FU600	300	48.5	22.2	126	57.6	10	75	55

●Sprockets

-Sprocket series products, including casting and forging, customised according to specifications and drawings.



Stainless Steel Link Chain, Chain Shackle

●Stainless Steel Link Chain

-Suitable for lifting, chemical, environmental protection, handling machinery, food processing and other industries

◆Main Specification Size

Spec size Dia. * Inside Length * Outside Width (mm)	Breaking force (kN)	Workload force (kN)	Mass (kg/m)
6*18*24	16.9	4.3	0.82
8*24*26	30	7.5	1.44
10*30*33	44	11	2.20
12*36*40	67	16.9	3.20
14*50*46	93	23	4.05
18*64*58	218	54	6.60
22*86*72	320	82	9.70
25*86*83	420	105	13.80
26*92*86	456	116	14.50
30*108*98	607	151	18.80
34*126*106	780	195	24.50
38*137*121	975	243	32.00





Xiamen Cafu Mechanical Equipment Co., Ltd.

Address: Tong'an District, Xiamen, China

Web: www.xmcafu.com

Email: sales@xmcafu.com

Phone: 0086 18120740098

Quality Supplier of Bulk Material Handling Equipment and Spare Parts in China

The information provided in this document is for general guidance only and does not constitute a warranty of any kind. Product designs are subject to change at any time without notice.